



## High-Current Capacitors Type: ARPT/AFPT

## Axial-Leaded Capacitors, Round or Flat, Metallized Polypropylene Dielectric Tape Wrapped with Epoxy End Fill

---

### Table of Contents

▪ Applications .....	2
▪ Electrical Characteristics .....	2
▪ Physical Characteristics .....	3
▪ Performance Characteristics .....	3
▪ Outline Drawing .....	3
▪ Standard Marking .....	3
▪ Part Numbering System .....	3
▪ Typical Performance Curves .....	4
▪ Tape and Reel Packaging Specification .....	5
▪ ARPT Table of Standard Electrical/Mechanical Characteristics .....	6
▪ AFPT Table of Standard Electrical/Mechanical Characteristics.....	11

*Information presented in this document is believed to be accurate and reliable. The content, however, is subject to change and Aerovox reserves the right to modify this document without notice.*

## High-Current Capacitors Type: ARPT/AFPT

## Axial-Leaded Capacitors, Round or Flat, Metallized Polypropylene Dielectric Tape Wrapped with Epoxy End Fill



### Applications:

- High-current axial film capacitors for power electronic circuits
- Specifically designed for board-mounted applications, which have large peak and rms currents and a high-frequency wave shape imposing a large  $dV/dt$  across the capacitor
- Multi-purpose applications including filtering, smoothing, blocking, snubbers and inverters
- Examples of circuits that would utilize these capacitors are switch mode power supplies, electronic ballasts, UPS systems, variable speed drives and electronic welding systems.

### Electrical Characteristics (@ +25°C unless otherwise noted):

- Operating Temperature: -40°C to +85°C (fully rated)
- Capacitance: .012  $\mu$ F minimum to 40  $\mu$ F maximum @ 1KHz
- Tolerance:  $\pm 10\%$  (K),  $\pm 5\%$  (J)
- Voltage Range: 250 vdc to 850 vdc, 140 vac to 450 vac @ +85°C
- Voltage vs. Temperature: Derate DC working voltage 1.25% per °C, +85°C to 105°C  
Derate AC working voltage 1.50% per °C, +85°C to 105°C
- Dissipation Factor: < 0.1% @ 1KHz
- Dielectric Strength: 2 x WVDC for two seconds (terminal to terminal)
- Insulation Resistance: WVDC  $\leq$  300 vdc; 100,000 M $\Omega$  minimum or 100,000 M $\Omega$  -  $\mu$ F, whichever is less  
WVDC > 300 vdc; 200,000 M $\Omega$  -  $\mu$ F minimum to a maximum of 500,000 M $\Omega$
- Temperature Coefficient:  $\pm 2\%$  @ -40°C to +85°C
- Dielectric Absorption: 0.05% typical
- Equivalent Series Resistance:  $\Omega$  maximum @ 100 KHz and +25°C - see tables
- Ripple Current: ARMS maximum @ 100 KHz and +70° C - see tables
- Peak Current: A maximum - see tables
- $dv/dt$ : v/ $\mu$ sec - see tables
- Long-Term Stability:  $\pm 1.0\%$  maximum @ two years; +20°C to +40°C and 40% to 60% RH
- Life Expectancy:  $\geq$  30,000 hours @ WVAC

## High-Current Capacitors Type: ARPT/AFPT

## Axial-Leaded Capacitors, Round or Flat, Metallized Polypropylene Dielectric Tape Wrapped with Epoxy End Fill

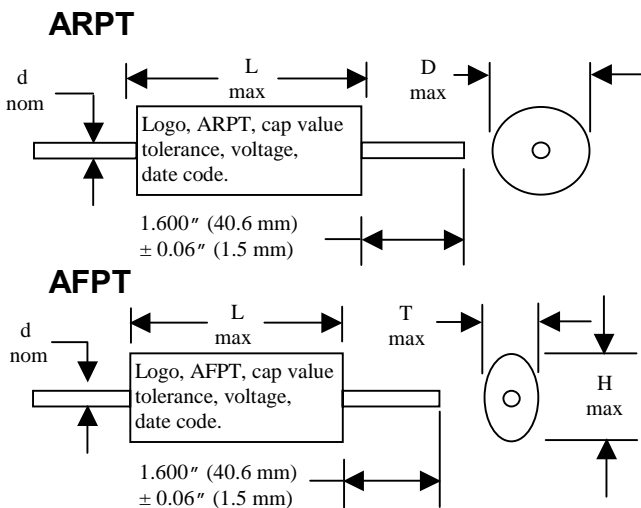
### Physical Characteristics:

- Dielectric Material: Polypropylene film
- Electrode Material: Vacuum vapor deposited aluminum
- Winding Construction: Non-inductive, extended metallized film
- Lead Material: Tinned copper wire
- Enclosure: Tape wrap with epoxy end fill
- Flame Retardancy: Units meet standard industry requirements when tested in accordance with UL94 VO
- Packaging: Bulk (ARPT/AFPT) or tape and reel (ARPT only)

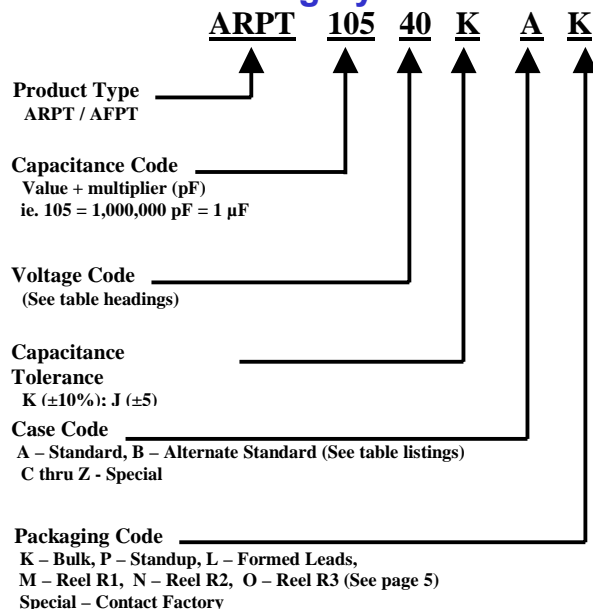
### Performance Characteristics:

- Accelerated Dry Life: DC: 1.25 x WVDC @ +85°C to ±5°C and 1000 hours  
 AC: 1.10 x WVAC @ +85°C to ±5°C and 1000 hours  
 Delta Capacitance: ≤ 5.0%  
 ESR: ≤ 125% of initial limit  
 Insulation Resistance: ≥ 50% of initial limit
- Humidity: 93% ± 5% RH @ +40°C ± 5°C, zero voltage and 500 hours  
 Delta Capacitance: ≤ 3.0%  
 ESR: ≤ 125% of initial limit  
 Insulation Resistance: ≥ 10% of initial limit
- Resistance to Solder Heat: 10 seconds ± one second @ 260°C ± 5°C  
 Delta capacitance: ≤ 2.0%
- Lead Pull: Tensile force @ five pounds applied to each lead for five seconds

### Mechanical/Marking:



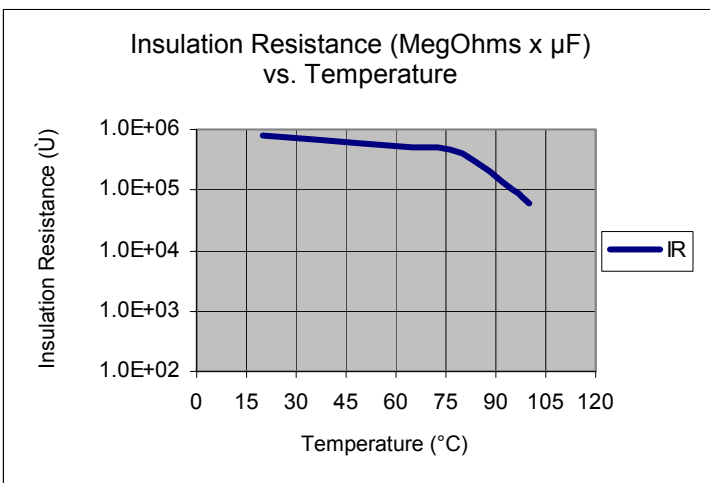
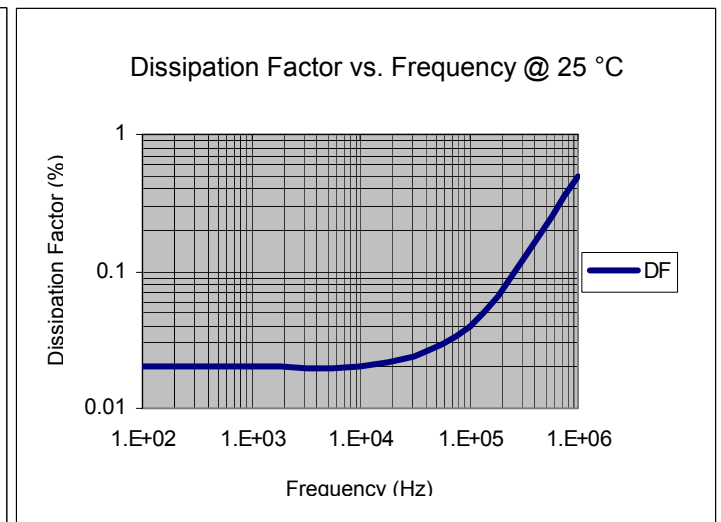
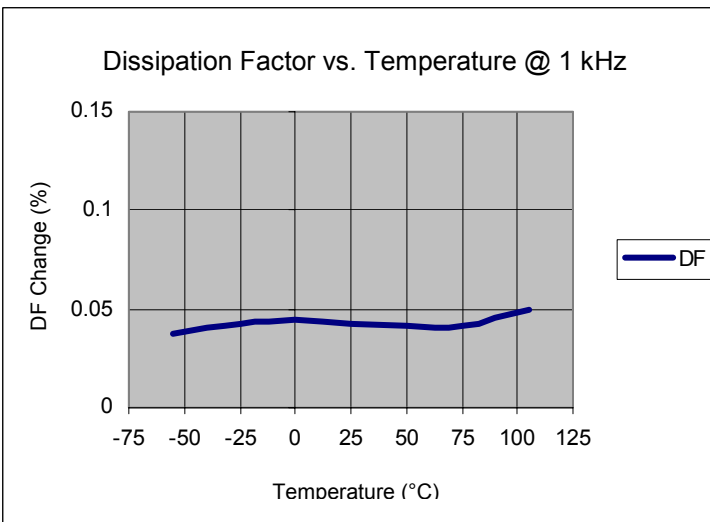
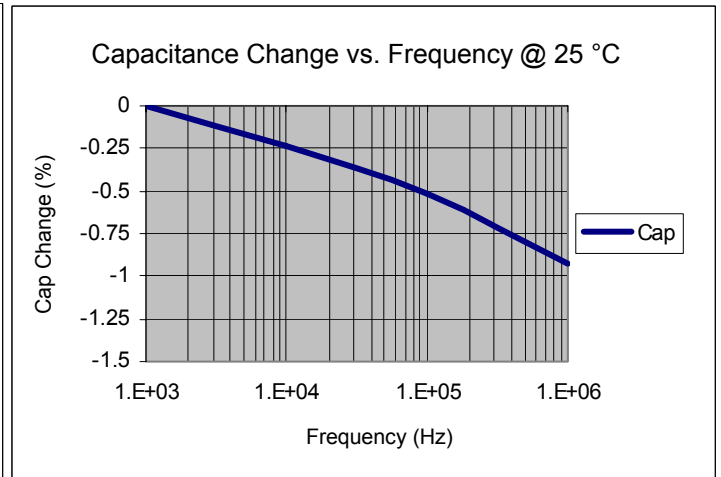
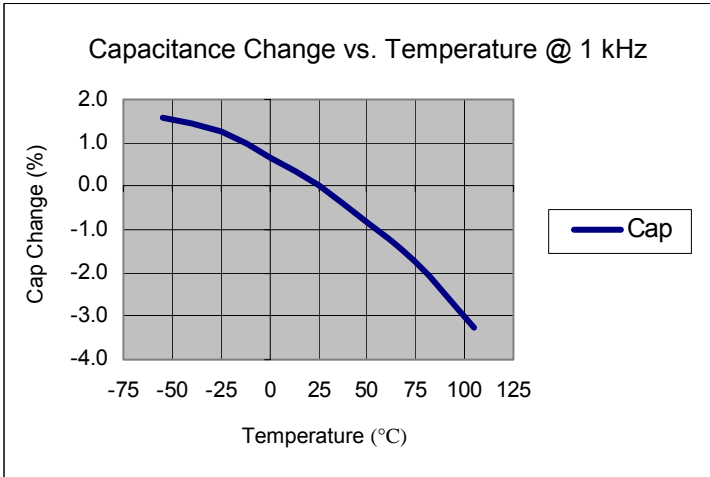
### Part Numbering System:



## High-Current Capacitors Type: ARPT/AFPT

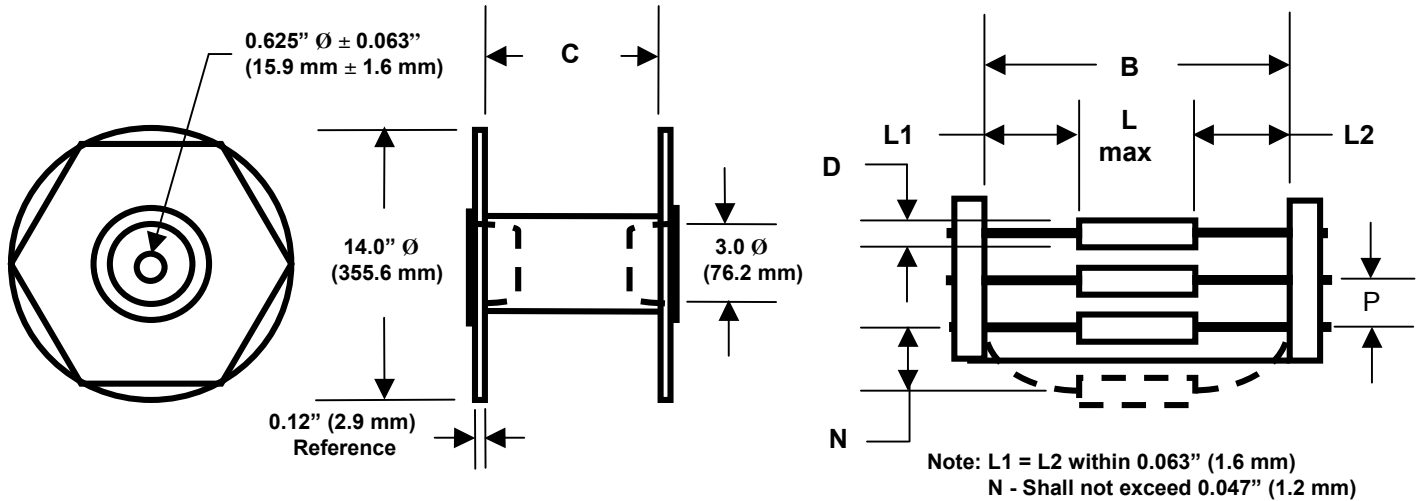
## Axial-Leaded Capacitors, Round or Flat, Metallized Polypropylene Dielectric Tape Wrapped with Epoxy End Fill

### Polypropylene Dielectric – Typical Performance Curves:



## Tape and Reel Specification:

In accordance with EIA-296-E



### Table 1 – Component Spacing:

D IN (mm)	P IN (mm)
$D \leq 0.200$ (5.0)	$0.200$ (5.0) $\pm$ 0.020 (0.5)
$0.200$ (5.0) $< D \leq 0.370$ (9.5)	$0.400$ (10.0) $\pm$ 0.020 (0.5)
$0.380$ (9.6) $\leq D \leq 0.580$ (14.7)	$0.600$ (15.0) $\pm$ 0.020 (0.5)

### Table 2 – Tape and Reel Sizes:

L max IN (mm)	Package Code <sup>1</sup>	B IN (mm)	C IN (mm)
$L \leq 0.430$ (11.0)	R1	$2.060$ (52.4) $\pm$ 0.060 (1.5)	2.950 (75.0)
$0.430$ (11.0) $< L \leq 0.810$ (20.5)	R2	$2.500$ (63.6) $\pm$ 0.060 (1.5)	3.390 (86.0)
$L > 0.810$ (20.5)	R3	$2.870$ (73.0) $\pm$ 0.060 (1.5)	3.740 (95.0)

<sup>1</sup> Package Code Per EIA-296-E

### Table 3 – Components Per Reel:

D IN (mm)	Components per Reel
$D \leq 0.200$ (5.0)	3000
$0.200$ (5.0) $< D \leq 0.260$ (6.5)	1200
$0.260$ (6.5) $\leq D \leq 0.280$ (7.0)	1100
$0.280$ (7.0) $\leq D \leq 0.300$ (7.5)	1000
$0.300$ (7.5) $\leq D \leq 0.330$ (8.5)	800
$0.330$ (8.5) $\leq D \leq 0.410$ (10.5)	500
$0.410$ (10.5) $\leq D \leq 0.510$ (13.0)	300
$0.510$ (13.0) $\leq D \leq 0.580$ (14.7)	250

## ARPT Electrical/Mechanical Characteristics:

WVDC = 250 vdc / WVAC = 140 vac (Voltage Code 24)									
Nominal Capacitance (μF)	Cap Code	Package Size (maximum)			Case Code	ESR (mΩ max @ 100 kHz & 25 °C)	I ripple (Arms max @ 100 KHz & 70 °C)	I peak (A)	dv / dt (V / μsec)
		D IN (mm)	L IN (mm)	d IN (mm)					
0.22	224	0.236 (6.0)	0.807 (20.5)	0.032 (0.8)	A	40	1.1	5.5	25.0
0.27	274	0.256 (6.5)	0.807 (20.5)	0.032 (0.8)	A	32	1.3	6.8	25.0
0.33	334	0.276 (7.0)	0.807 (20.5)	0.032 (0.8)	A	27	1.5	8.3	25.0
0.39	394	0.295 (7.5)	0.807 (20.5)	0.032 (0.8)	A	23	1.6	9.8	25.0
0.47	474	0.319 (8.1)	0.807 (20.5)	0.032 (0.8)	A	19	1.9	11.8	25.0
0.56	564	0.343 (8.7)	0.807 (20.5)	0.032 (0.8)	A	16	2.2	14.0	25.0
0.68	684	0.374 (9.5)	0.807 (20.5)	0.032 (0.8)	A	13	2.5	17.0	25.0
0.82	824	0.406 (10.3)	0.807 (20.5)	0.032 (0.8)	A	11	2.9	20.5	25.0
1.00	105	0.453 (11.5)	0.807 (20.5)	0.032 (0.8)	A	9	3.4	25.0	25.0
1.20	125	0.492 (12.5)	0.807 (20.5)	0.032 (0.8)	A	8	3.8	30.0	25.0
1.50	155	0.543 (13.8)	0.807 (20.5)	0.032 (0.8)	A	8	4.1	37.5	25.0
		0.402 (10.2)	1.299 (33.0)	0.032 (0.8)	B	24	2.4	15.0	10.0
1.80	185	0.587 (14.9)	0.807 (20.5)	0.032 (0.8)	A	8	4.3	45.0	25.0
		0.441 (11.2)	1.299 (33.0)	0.032 (0.8)	B	20	2.7	18.0	10.0
2.00	205	0.618 (15.7)	0.807 (20.5)	0.032 (0.8)	A	8	4.5	50.0	25.0
		0.461 (11.7)	1.299 (33.0)	0.032 (0.8)	B	18	2.9	20.0	10.0
2.20	225	0.646 (16.4)	0.807 (20.5)	0.032 (0.8)	A	8	4.6	55.0	25.0
		0.480 (12.2)	1.299 (33.0)	0.032 (0.8)	B	16	3.2	22.0	10.0
2.50	255	0.508 (12.9)	1.299 (33.0)	0.032 (0.8)	A	15	3.4	25.0	10.0
2.70	275	0.524 (13.3)	1.299 (33.0)	0.032 (0.8)	A	13	3.7	27.0	10.0
3.00	305	0.547 (13.9)	1.299 (33.0)	0.032 (0.8)	A	12	4.0	30.0	10.0
3.30	335	0.571 (14.5)	1.299 (33.0)	0.032 (0.8)	A	11	4.3	33.0	10.0
4.00	405	0.622 (15.8)	1.299 (33.0)	0.032 (0.8)	A	9	5.0	40.0	10.0
4.70	475	0.669 (17.0)	1.299 (33.0)	0.032 (0.8)	A	8	5.6	47.0	10.0
5.00	505	0.689 (17.5)	1.299 (33.0)	0.032 (0.8)	A	7	6.1	50.0	10.0
5.60	565	0.744 (18.9)	1.299 (33.0)	0.032 (0.8)	A	7	6.3	56.0	10.0
6.80	685	0.815 (20.7)	1.299 (33.0)	0.032 (0.8)	A	7	6.6	68.0	10.0
		0.650 (16.5)	1.811 (46.0)	0.032 (0.8)	B	12	5.1	40.8	6.0
8.20	825	0.886 (22.5)	1.299 (33.0)	0.032 (0.8)	A	7	7.0	82.0	10.0
		0.724 (18.4)	1.811 (46.0)	0.032 (0.8)	B	10	5.9	49.2	6.0
10.0	106	0.969 (24.6)	1.299 (33.0)	0.032 (0.8)	A	7	7.5	100.0	10.0
		0.791 (20.1)	1.811 (46.0)	0.032 (0.8)	B	8	7.0	60.0	6.0
12.0	126	0.858 (21.8)	1.811 (46.0)	0.032 (0.8)	A	7	7.9	72.0	6.0
15.0	156	0.953 (24.2)	1.811 (46.0)	0.032 (0.8)	A	7	8.4	90.0	6.0
18.0	186	1.043 (26.5)	1.811 (46.0)	0.040 (1.0)	A	7	8.9	108.0	6.0
20.0	206	1.094 (27.8)	1.811 (46.0)	0.040 (1.0)	A	7	9.2	120.0	6.0
22.0	226	1.142 (29.0)	1.811 (46.0)	0.040 (1.0)	A	7	9.4	132.0	6.0
25.0	256	1.213 (30.8)	1.811 (46.0)	0.040 (1.0)	A	7	9.8	150.0	6.0
30.0	306	1.319 (33.5)	1.811 (46.0)	0.040 (1.0)	A	7	10.4	180.0	6.0
33.0	336	1.382 (35.1)	1.811 (46.0)	0.040 (1.0)	A	7	10.7	198.0	6.0
40.0	406	1.512 (38.4)	1.811 (46.0)	0.040 (1.0)	A	7	11.4	240.0	6.0

**WVDC = 250 vdc / WVAC = 175 vac (Voltage Code 27)**

Nominal Capacitance (µF)	Cap Code	Package Size (maximum)			Case Code	ESR (mΩ max @ 100 kHz & 25 °C)	I ripple (Arms max @ 100 KHz & 70 °C)	I peak (A)	dv / dt (V / µsec)
		D IN (mm)	L IN (mm)	d IN (mm)					
0.12	124	0.232 (5.9)	0.807 (20.5)	0.032 (0.8)	A	60	0.9	3.7	31.0
0.15	154	0.252 (6.4)	0.807 (20.5)	0.032 (0.8)	A	47	1.0	4.7	31.0
0.18	184	0.272 (6.9)	0.807 (20.5)	0.032 (0.8)	A	39	1.2	5.6	31.0
0.22	224	0.295 (7.5)	0.807 (20.5)	0.032 (0.8)	A	32	1.4	6.8	31.0
0.27	274	0.319 (8.1)	0.807 (20.5)	0.032 (0.8)	A	26	1.6	8.4	31.0
0.33	334	0.350 (8.9)	0.807 (20.5)	0.032 (0.8)	A	22	1.8	10.2	31.0
0.39	394	0.374 (9.5)	0.807 (20.5)	0.032 (0.8)	A	18	2.1	12.1	31.0
0.47	474	0.406 (10.3)	0.807 (20.5)	0.032 (0.8)	A	15	2.4	14.6	31.0
0.56	564	0.449 (11.4)	0.807 (20.5)	0.032 (0.8)	A	13	2.8	17.4	31.0
0.68	684	0.488 (12.4)	0.807 (20.5)	0.032 (0.8)	A	10	3.3	21.1	31.0
0.82	824	0.531 (13.5)	0.807 (20.5)	0.032 (0.8)	A	9	3.7	25.4	31.0
1.0	105	0.583 (14.8)	0.807 (20.5)	0.032 (0.8)	A	8	4.2	31.0	31.0
		0.409 (10.4)	1.299 (33.0)	0.032 (0.8)	B	29	2.2	12.5	12.5
1.2	125	0.453 (11.5)	1.299 (33.0)	0.032 (0.8)	A	24	2.5	15.0	12.5
1.5	155	0.496 (12.6)	1.299 (33.0)	0.032 (0.8)	A	19	3.0	18.8	12.5
1.8	185	0.535 (13.6)	1.299 (33.0)	0.032 (0.8)	A	16	3.4	22.5	12.5
2.0	205	0.563 (14.3)	1.299 (33.0)	0.032 (0.8)	A	15	3.6	25.0	12.5
2.2	225	0.587 (14.9)	1.299 (33.0)	0.032 (0.8)	A	13	4.0	27.5	12.5
2.5	255	0.622 (15.8)	1.299 (33.0)	0.032 (0.8)	A	12	4.3	31.3	12.5
2.7	275	0.642 (16.3)	1.299 (33.0)	0.032 (0.8)	A	11	4.6	33.8	12.5
3.0	305	0.673 (17.1)	1.299 (33.0)	0.032 (0.8)	A	10	5.0	37.5	12.5
3.3	335	0.720 (18.3)	1.299 (33.0)	0.032 (0.8)	A	9	5.4	41.3	12.5
4.0	405	0.787 (20.0)	1.299 (33.0)	0.032 (0.8)	A	8	6.1	50.0	12.5
4.7	475	0.846 (21.5)	1.299 (33.0)	0.032 (0.8)	A	7	6.8	58.8	12.5
5.0	505	0.870 (22.1)	1.299 (33.0)	0.032 (0.8)	A	7	6.9	62.5	12.5
5.6	565	0.917 (23.3)	1.299 (33.0)	0.032 (0.8)	A	7	7.2	70.0	12.5
6.8	685	1.004 (25.5)	1.299 (33.0)	0.032 (0.8)	A	7	7.6	85.0	12.5
		0.819 (20.8)	1.811 (46.0)	0.032 (0.8)	B	10	6.4	51.0	7.5
8.2	825	0.886 (22.5)	1.811 (46.0)	0.032 (0.8)	A	8	7.5	61.5	7.5
10.0	106	0.980 (24.9)	1.811 (46.0)	0.032 (0.8)	A	7	8.6	75.0	7.5
12.0	126	1.067 (27.1)	1.811 (46.0)	0.040 (1.0)	A	7	9.0	90.0	7.5
15.0	156	1.181 (30.0)	1.811 (46.0)	0.040 (1.0)	A	7	9.6	112.5	7.5
		1.020 (25.9)	2.310 (58.7)	0.040 (1.0)	B	8	9.1	63.0	4.2
18.0	186	1.287 (32.7)	1.811 (46.0)	0.040 (1.0)	A	7	10.2	135.0	7.5
		1.110 (28.2)	2.310 (58.7)	0.040 (1.0)	B	7	10.2	75.6	4.2
20.0	206	1.350 (34.3)	1.811 (46.0)	0.040 (1.0)	A	7	10.5	150.0	7.5
		1.165 (29.6)	2.310 (58.7)	0.040 (1.0)	B	7	10.6	84.0	4.2
22.0	226	1.220 (31)	2.310 (58.7)	0.040 (1.0)	A	7	10.8	92.4	4.2
25.0	256	1.291 (32.8)	2.310 (58.7)	0.040 (1.0)	A	7	11.3	105.0	4.2
30.0	306	1.409 (35.8)	2.310 (58.7)	0.040 (1.0)	A	7	11.9	126.0	4.2
33.0	336	1.472 (37.4)	2.310 (58.7)	0.040 (1.0)	A	7	12.3	138.6	4.2
40.0	406	1.614 (41.0)	2.310 (58.7)	0.040 (1.0)	A	7	13.0	168.0	4.2

**WVDC = 400 vdc / WVAC = 250 vac (Voltage Code 40)**

Nominal Capacitance (µF)	Cap Code	Package Size (maximum)			Case Code	ESR (mΩ max @ 100 kHz & 25 °C)	I ripple (Arms max @ 100 KHz & 70 °C)	I peak (A)	dv / dt (V / µsec)
		D IN (mm)	L IN (mm)	d IN (mm)					
0.15	154	0.343 (8.7)	1.102 (28.0)	0.032 (0.8)	A	40	1.5	3.2	21.0
0.18	184	0.369 (9.4)	1.102 (28.0)	0.032 (0.8)	A	36	1.6	3.8	21.0
0.22	224	0.400 (10.2)	1.102 (28.0)	0.032 (0.8)	A	25	2.1	4.6	21.0
0.27	274	0.446 (11.3)	1.102 (28.0)	0.032 (0.8)	A	23	2.3	5.7	21.0
0.33	334	0.485 (12.3)	1.102 (28.0)	0.032 (0.8)	A	20	2.6	6.9	21.0
0.39	394	0.521 (13.2)	1.102 (28.0)	0.032 (0.8)	A	17	2.9	8.2	21.0
0.47	474	0.565 (14.4)	1.102 (28.0)	0.032 (0.8)	A	13	3.5	9.9	21.0
		0.349 (8.9)	1.299 (33.0)	0.032 (0.8)	B	20	2.4	7.1	15.0
0.56	564	0.374 (9.5)	1.299 (33.0)	0.032 (0.8)	A	17	2.7	8.4	15.0
0.68	684	0.394 (10.0)	1.299 (33.0)	0.032 (0.8)	A	14	3.1	10.2	15.0
0.82	824	0.449 (11.4)	1.299 (33.0)	0.032 (0.8)	A	12	3.5	12.3	15.0
1.0	105	0.472 (12.0)	1.299 (33.0)	0.032 (0.8)	A	10	4.1	15.0	15.0
1.2	125	0.528 (13.4)	1.299 (33.0)	0.032 (0.8)	A	9	4.5	18.0	15.0
1.5	155	0.571 (14.5)	1.299 (33.0)	0.032 (0.8)	A	9	4.8	22.5	15.0
1.8	185	0.630 (16.0)	1.299 (33.0)	0.032 (0.8)	A	9	5.1	27.0	15.0
2.0	205	0.650 (16.5)	1.299 (33.0)	0.032 (0.8)	A	9	5.2	30.0	15.0
2.2	225	0.689 (17.5)	1.299 (33.0)	0.032 (0.8)	A	8	5.7	33.0	15.0
2.5	255	0.728 (18.5)	1.299 (33.0)	0.032 (0.8)	A	8	5.9	37.5	15.0
2.7	275	0.776 (19.7)	1.299 (33.0)	0.032 (0.8)	A	8	6.0	40.5	15.0
3.0	305	0.787 (20.0)	1.299 (33.0)	0.032 (0.8)	A	8	6.2	45.0	15.0
		0.646 (16.4)	1.811 (46.0)	0.032 (0.8)	B	9	5.9	27.0	9.0
3.3	335	0.850 (21.6)	1.299 (33.0)	0.032 (0.8)	A	7	6.8	49.5	15.0
		0.677 (17.2)	1.811 (46.0)	0.032 (0.8)	B	8	6.4	29.7	9.0
4.0	405	0.929 (23.6)	1.299 (33.0)	0.032 (0.8)	A	7	7.3	60.0	15.0
		0.760 (19.3)	1.811 (46.0)	0.032 (0.8)	B	7	7.3	36.0	9.0
4.7	475	1.016 (25.8)	1.299 (33.0)	0.040 (1.0)	A	7	7.7	70.5	15.0
		0.815 (20.7)	1.811 (46.0)	0.040 (1.0)	B	7	7.6	42.3	9.0
5.0	505	0.839 (21.3)	1.811 (46.0)	0.040 (1.0)	A	7	7.7	45.0	9.0
5.6	565	0.882 (22.4)	1.811 (46.0)	0.040 (1.0)	A	7	8.0	50.4	9.0
6.8	685	0.972 (24.7)	1.811 (46.0)	0.040 (1.0)	A	7	8.5	61.2	9.0
		0.843 (21.4)	2.310 (58.7)	0.040 (1.0)	B	7	8.6	34.0	5.0
8.2	825	1.059 (26.9)	1.811 (46.0)	0.040 (1.0)	A	7	9.0	73.8	9.0
		0.917 (23.3)	2.310 (58.7)	0.040 (1.0)	B	7	9.1	41.0	5.0
10.0	106	1.161 (29.5)	1.811 (46.0)	0.040 (1.0)	A	7	9.5	90.0	9.0
		1.004 (25.5)	2.310 (58.7)	0.040 (1.0)	B	7	9.6	50.0	5.0
12.0	126	1.260 (32.0)	1.811 (46.0)	0.040 (1.0)	A	7	10.1	108.0	9.0
		1.091 (27.7)	2.283 (58.0)	0.040 (1.0)	B	7	10.1	60.0	5.0
15.0	156	1.402 (35.6)	1.811 (46.0)	0.040 (1.0)	A	7	10.8	135.0	9.0
		1.209 (30.7)	2.310 (58.7)	0.040 (1.0)	B	7	10.8	75.0	5.0
18.0	186	1.315 (33.4)	2.310 (58.7)	0.040 (1.0)	A	7	11.4	162.0	5.0
20.0	206	1.382 (35.1)	2.310 (58.7)	0.040 (1.0)	A	7	11.8	100.0	5.0

**WVDC = 400 vdc / WVAC = 250 vac (Voltage Code 40)**

Nominal Capacitance (μF)	Cap Code	Package Size (maximum)			Case Code	ESR (mΩ max @ 100 kHz & 25 °C)	I ripple (Arms max @ 100 KHz & 70 °C)	I peak (A)	dv / dt (V / μsec)
		D IN (mm)	L IN (mm)	d IN (mm)					
22.0	226	1.445 (36.7)	2.310 (58.7)	0.040 (1.0)	A	7	12.1	110.0	5.0
25.0	256	1.535 (39.0)	2.310 (58.7)	0.040 (1.0)	A	7	12.6	125.0	5.0
30.0	306	1.674 (42.5)	2.310 (58.7)	0.040 (1.0)	A	7	13.3	150.0	5.0
33.0	336	1.425 (36.2)	3.311 (84.1)	0.040 (1.0)	A	7	13.9	82.5	2.5

**WVDC = 600 vdc / WVAC = 330 vac (Voltage Code 60)**

Nominal Capacitance (μF)	Cap Code	Package Size (maximum)			Case Code	ESR (mΩ max @ 100 kHz & 25 °C)	I ripple (Arms max @ 100 KHz & 70 °C)	I peak (A)	dv / dt (V / μsec)
		D IN (mm)	L IN (mm)	d IN (mm)					
0.15	154	0.330 (8.4)	1.102 (28.0)	0.032 (0.8)	A	40	1.4	4.2	28.0
0.18	184	0.356 (9.0)	1.102 (28.0)	0.032 (0.8)	A	36	1.6	5.0	28.0
0.22	224	0.400 (10.2)	1.102 (28.0)	0.032 (0.8)	A	25	2.1	6.2	28.0
0.27	274	0.446 (11.3)	1.102 (28.0)	0.032 (0.8)	A	23	2.3	7.6	28.0
0.33	334	0.485 (12.3)	1.102 (28.0)	0.032 (0.8)	A	20	2.6	9.2	28.0
0.39	394	0.521 (13.2)	1.102 (28.0)	0.032 (0.8)	A	17	2.9	10.9	28.0
		0.426 (10.8)	1.299 (33.0)	0.032 (0.8)	B	22	2.6	7.8	20.0
0.47	474	0.565 (14.4)	1.102 (28.0)	0.032 (0.8)	A	13	3.5	13.2	28.0
		0.471 (12.0)	1.299 (33.0)	0.032 (0.8)	B	17	3.1	9.4	20.0
0.56	564	0.507 (12.9)	1.299 (33.0)	0.032 (0.8)	A	15	3.4	11.2	20.0
0.68	684	0.552 (14.0)	1.299 (33.0)	0.032 (0.8)	A	12	4.0	13.6	20.0
0.82	824	0.599 (15.2)	1.299 (33.0)	0.032 (0.8)	A	11	4.4	16.4	20.0
1.0	105	0.655 (16.6)	1.299 (33.0)	0.032 (0.8)	A	10	4.9	20.0	20.0
1.2	125	0.731 (18.6)	1.299 (33.0)	0.032 (0.8)	A	9	5.5	24.0	20.0
1.5	155	0.807 (20.5)	1.299 (33.0)	0.032 (0.8)	A	8	6.2	30.0	20.0
		0.642 (16.3)	1.811 (46.0)	0.032 (0.8)	B	13	4.9	19.5	13.0
1.8	185	0.877 (22.3)	1.299 (33.0)	0.032 (0.8)	A	7	7.0	23.4	13.0
		0.715 (18.2)	1.811 (46.0)	0.032 (0.8)	B	11	5.6	23.4	13.0
2.0	205	0.927 (23.5)	1.299 (33.0)	0.032 (0.8)	A	7	7.2	40.0	20.0
		0.748 (19.0)	1.811 (46.0)	0.032 (0.8)	B	10	6.0	26.0	13.0
2.2	225	0.780 (19.8)	1.811 (46.0)	0.032 (0.8)	A	9	6.5	28.6	13.0
2.5	255	0.825 (21.0)	1.811 (46.0)	0.032 (0.8)	A	8	7.2	32.5	13.0
2.7	275	0.854 (21.7)	1.811 (46.0)	0.040 (1.0)	A	8	7.3	35.1	13.0
3.0	305	0.895 (22.7)	1.811 (46.0)	0.040 (1.0)	A	7	8.1	39.0	13.0
		0.772 (19.6)	2.310 (58.7)	0.040 (1.0)	B	12	6.2	21.0	7.0
3.3	335	0.934 (23.7)	1.811 (46.0)	0.040 (1.0)	A	7	8.3	42.9	13.0
		0.805 (20.4)	2.310 (58.7)	0.040 (1.0)	B	11	6.7	23.1	7.0
4.0	405	1.019 (25.9)	1.811 (46.0)	0.040 (1.0)	A	7	8.8	52.0	13.0
		0.876 (22.3)	2.310 (58.7)	0.040 (1.0)	B	9	7.8	28.0	7.0
4.7	475	1.097 (27.9)	1.811 (46.0)	0.040 (1.0)	A	7	9.2	61.1	13.0
		0.942 (23.9)	2.310 (58.7)	0.040 (1.0)	B	9	8.1	32.9	7.0
5.0	505	1.129 (28.7)	1.811 (46.0)	0.040 (1.0)	A	7	9.4	65.0	13.0
		0.969 (24.6)	2.310 (58.7)	0.040 (1.0)	B	8	8.8	35.0	7.0

### WVDC = 600 vdc / WVAC = 330 vac (Voltage Code 60)

Nominal Capacitance (µF)	Cap Code	Package Size (maximum)			Case Code	ESR (mΩ max @ 100 kHz & 25 °C)	I ripple (Arms max @ 100 KHz & 70 °C)	I peak (A)	dv / dt (V / µsec)
		D IN (mm)	L IN (mm)	d IN (mm)					
5.6	565	1.190 (30.2)	1.811 (46.0)	0.040 (1.0)	A	7	9.7	72.8	13.0
		1.020 (25.9)	2.310 (58.7)	0.040 (1.0)	B	8	9.1	39.2	7.0
6.8	685	1.303 (33.1)	1.811 (46.0)	0.040 (1.0)	A	7	10.3	88.4	13.0
		1.115 (28.3)	2.310 (58.7)	0.040 (1.0)	B	7	10.3	47.6	7.0
8.2	825	1.216 (30.9)	2.310 (58.7)	0.040 (1.0)	A	7	10.8	57.4	7.0
10.0	106	1.334 (33.9)	2.310 (58.7)	0.040 (1.0)	A	7	11.5	70.0	7.0
12.0	126	1.454 (37.0)	2.310 (58.7)	0.040 (1.0)	A	7	12.1	84.0	7.0
15.0	156	1.616 (41.1)	2.310 (58.7)	0.040 (1.0)	A	7	13.0	105.0	7.0
18.0	186	1.763 (44.8)	2.310 (58.7)	0.040 (1.0)	A	7	13.8	126.0	7.0
20.0	206	1.854 (47.1)	2.310 (58.7)	0.040 (1.0)	A	7	14.2	140.0	7.0

### WVDC = 850 vdc / WVAC = 450 vac (Voltage Code 85)

Nominal Capacitance (µF)	Cap Code	Package Size (maximum)			Case Code	ESR (mΩ max @ 100 kHz & 25 °C)	I ripple (Arms max @ 100 KHz & 70 °C)	I peak (A)	dv / dt (V / µsec)
		D IN (mm)	L IN (mm)	d IN (mm)					
0.12	124	0.366 (9.3)	1.299 (33.0)	0.032 (0.8)	A	47	1.4	3.6	30.0
0.15	154	0.394 (10.0)	1.299 (33.0)	0.032 (0.8)	A	38	1.6	4.5	30.0
0.18	184	0.442 (11.3)	1.299 (33.0)	0.032 (0.8)	A	32	1.9	5.4	30.0
0.22	224	0.472 (12.0)	1.299 (33.0)	0.032 (0.8)	A	26	2.2	6.6	30.0
0.27	274	0.525 (13.4)	1.299 (33.0)	0.032 (0.8)	A	21	2.6	8.1	30.0
0.33	334	0.571 (14.5)	1.299 (33.0)	0.032 (0.8)	A	17	3.0	9.9	30.0
0.39	394	0.617 (15.7)	1.299 (33.0)	0.032 (0.8)	A	15	3.3	11.7	30.0
0.47	474	0.669 (17.0)	1.299 (33.0)	0.032 (0.8)	A	12	3.9	14.1	30.0
0.56	564	0.747 (19.0)	1.299 (33.0)	0.032 (0.8)	A	11	4.3	16.8	30.0
0.68	684	0.807 (20.5)	1.299 (33.0)	0.032 (0.8)	A	9	5.1	20.4	30.0
		0.646 (16.4)	1.811 (46.0)	0.032 (0.8)	B	20	3.4	12.9	19.0
0.82	824	0.823 (20.9)	1.299 (33.0)	0.032 (0.8)	A	8	5.7	24.6	30.0
		0.723 (18.4)	1.811 (46.0)	0.032 (0.8)	B	17	3.9	15.6	19.0
1.0	105	0.976 (24.8)	1.299 (33.0)	0.032 (0.8)	A	8	6.1	30.0	30.0
		0.807 (20.5)	1.811 (46.0)	0.032 (0.8)	B	14	4.6	19.0	19.0
1.2	125	0.854 (21.7)	1.811 (46.0)	0.040 (1.0)	A	11	5.4	22.8	19.0
1.5	155	0.965 (24.5)	1.811 (46.0)	0.040 (1.0)	A	9	6.4	28.5	19.0
1.8	185	1.025 (26.1)	1.811 (46.0)	0.040 (1.0)	A	8	7.1	34.2	19.0
2.0	205	1.122 (28.5)	1.811 (46.0)	0.040 (1.0)	A	7	7.9	38.0	19.0
2.2	225	1.161 (29.5)	1.811 (46.0)	0.040 (1.0)	A	7	8.1	41.8	19.0
2.5	255	1.240 (31.5)	1.811 (46.0)	0.040 (1.0)	A	7	8.4	47.5	19.0
2.7	275	1.236 (31.4)	1.811 (46.0)	0.040 (1.0)	A	7	8.6	51.3	19.0
3.0	305	1.299 (33.0)	1.811 (46.0)	0.040 (1.0)	A	7	8.9	57.0	19.0
		1.102 (28.0)	2.310 (58.7)	0.040 (1.0)	B	9	7.8	30.0	10.0
3.3	335	1.161 (29.5)	2.310 (58.7)	0.040 (1.0)	A	8	8.5	33.0	10.0
4.0	405	1.280 (32.5)	2.310 (58.7)	0.040 (1.0)	A	7	9.7	40.0	10.0
4.7	475	1.370 (34.8)	2.310 (58.7)	0.040 (1.0)	A	7	10.1	47.0	10.0
5.0	505	1.410 (35.8)	2.310 (58.7)	0.040 (1.0)	A	7	10.3	50.0	10.0

## AFPT Electrical/Mechanical Characteristics:

WVDC = 250 vdc / WVAC = 140 vac (Voltage Code 24)

Nominal Capacitance (µF)	Cap Code	Package Size (maximum)				Case Code	ESR (mΩ max @ 100 kHz & 25 °C)	I ripple (Arms max @ 100 KHz & 70 °C)	I peak (A)	dv / dt (V / µsec)
		T IN (mm)	H IN (mm)	L IN (mm)	d IN (mm)					
0.33	334	0.210 (5.3)	0.322 (8.2)	0.807 (20.5)	0.032 (0.8)	A	27	1.5	8.3	25.0
0.39	394	0.246 (6.3)	0.357 (9.1)	0.807 (20.5)	0.032 (0.8)	A	23	1.6	9.8	25.0
0.47	474	0.272 (6.9)	0.381 (9.7)	0.807 (20.5)	0.032 (0.8)	A	19	1.9	11.8	25.0
0.56	564	0.298 (7.6)	0.407 (10.3)	0.807 (20.5)	0.032 (0.8)	A	16	2.2	14.0	25.0
0.68	684	0.331 (8.4)	0.438 (11.1)	0.807 (20.5)	0.032 (0.8)	A	13	2.5	17.0	25.0
0.82	824	0.335 (8.5)	0.501 (12.7)	0.807 (20.5)	0.032 (0.8)	A	11	2.9	20.5	25.0
1.0	105	0.384 (9.8)	0.549 (13.9)	0.807 (20.5)	0.032 (0.8)	A	9	3.4	25.0	25.0
1.2	125	0.424 (10.8)	0.588 (14.9)	0.807 (20.5)	0.032 (0.8)	A	8	3.8	30.0	25.0
1.5	155	0.552 (14.0)	0.650 (16.5)	0.807 (20.5)	0.032 (0.8)	A	8	4.1	37.5	25.0
		0.300 (7.6)	0.468 (11.9)	1.299 (33.0)	0.032 (0.8)	B	24	2.4	15.0	10.0
1.8	185	0.333 (8.5)	0.499 (12.7)	1.299 (33.0)	0.032 (0.8)	A	20	2.7	18.0	10.0
2.0	205	0.363 (9.2)	0.529 (13.4)	1.299 (33.0)	0.032 (0.8)	A	18	2.9	20.0	10.0
2.2	225	0.383 (9.7)	0.548 (13.9)	1.299 (33.0)	0.032 (0.8)	A	16	3.2	22.0	10.0
2.5	255	0.411 (10.4)	0.574 (14.6)	1.299 (33.0)	0.032 (0.8)	A	15	3.4	25.0	10.0
2.7	275	0.399 (10.1)	0.622 (15.8)	1.299 (33.0)	0.032 (0.8)	A	13	3.7	27.0	10.0
3.0	305	0.424 (10.8)	0.646 (16.4)	1.299 (33.0)	0.032 (0.8)	A	12	4.0	30.0	10.0
3.3	335	0.447 (11.4)	0.669 (17.0)	1.299 (33.0)	0.032 (0.8)	A	9	4.3	33.0	10.0
4.0	405	0.499 (12.7)	0.719 (18.3)	1.299 (33.0)	0.032 (0.8)	A	8	5.0	40.0	10.0
4.7	475	0.547 (13.9)	0.764 (19.4)	1.299 (33.0)	0.032 (0.8)	A	7	5.6	47.0	10.0
5.0	505	0.566 (14.4)	0.783 (19.9)	1.299 (33.0)	0.032 (0.8)	A	7	6.1	50.0	10.0
5.6	565	0.603 (15.3)	0.819 (20.8)	1.299 (33.0)	0.032 (0.8)	A	7	6.3	56.0	10.0
6.8	685	0.682 (17.3)	0.895 (22.7)	1.299 (33.0)	0.032 (0.8)	A	7	6.6	68.0	10.0
8.2	825	0.563 (14.3)	0.839 (21.3)	1.810 (46.0)	0.032 (0.8)	A	10	5.9	82.0	10.0
10.0	106	0.631 (16.0)	0.905 (23.0)	1.810 (46.0)	0.040 (1.0)	A	8	7.0	60.0	6.0
12.0	126	0.669 (17.0)	1.001 (25.4)	1.810 (46.0)	0.040 (1.0)	A	7	7.9	72.0	6.0
15.0	156	0.762 (19.4)	1.091 (27.7)	1.810 (46.0)	0.040 (1.0)	A	7	8.4	90.0	6.0
18.0	186	0.786 (20.0)	1.232 (31.3)	1.810 (46.0)	0.040 (1.0)	A	7	8.9	108.0	6.0
20.0	206	0.839 (21.3)	1.283 (32.6)	1.810 (46.0)	0.040 (1.0)	A	7	9.2	120.0	6.0

**WVDC = 250 vdc / WVAC = 175 vac (Voltage Code 27)**

Nominal Capacitance (μF)	Cap Code	Package Size (maximum)				Case Code	ESR (mΩ max @ 100 kHz & 25 °C)	I ripple (Arms max @ 100 KHz & 70 °C)	I peak (A)	dv / dt (V / μsec)
		T IN (mm)	H IN (mm)	L IN (mm)	d IN (mm)					
0.33	334	0.288 (7.3)	0.397 (10.1)	0.807 (20.5)	0.032 (0.8)	A	22	1.8	10.2	31.0
0.39	394	0.315 (8.0)	0.422 (10.7)	0.807 (20.5)	0.032 (0.8)	A	18	2.1	12.1	31.0
0.47	474	0.317 (8.1)	0.494 (12.6)	0.807 (20.5)	0.032 (0.8)	A	15	2.4	14.6	31.0
0.56	564	0.360 (9.2)	0.526 (13.4)	0.807 (20.5)	0.032 (0.8)	A	13	2.8	17.4	31.0
0.68	684	0.390 (9.9)	0.564 (14.3)	0.807 (20.5)	0.032 (0.8)	A	10	3.3	21.1	31.0
0.82	824	0.433 (11.0)	0.606 (15.4)	0.807 (20.5)	0.032 (0.8)	A	9	3.7	25.4	31.0
1.0	105	0.504 (12.8)	0.664 (16.9)	0.807 (20.5)	0.032 (0.8)	A	8	4.2	31.0	31.0
1.2	125	0.353 (8.97)	0.519 (13.2)	1.299 (33.0)	0.032 (0.8)	A	24	2.5	37.2	31.0
1.5	155	0.399 (10.1)	0.563 (14.3)	1.299 (33.0)	0.032 (0.8)	A	19	3.0	18.8	12.5
1.8	185	0.441 (11.2)	0.603 (15.3)	1.299 (33.0)	0.032 (0.8)	A	16	3.4	22.5	12.5
2.0	205	0.477 (12.1)	0.638 (16.2)	1.299 (33.0)	0.032 (0.8)	A	15	3.6	25.0	12.5
2.2	225	0.501 (12.7)	0.662 (16.8)	1.299 (33.0)	0.032 (0.8)	A	13	4.0	27.5	12.5
2.5	255	0.505 (12.8)	0.725 (18.4)	1.299 (33.0)	0.032 (0.8)	A	12	4.3	31.3	12.5
2.7	275	0.528 (13.4)	0.746 (18.9)	1.299 (33.0)	0.032 (0.8)	A	11	4.6	33.8	12.5
3.0	305	0.509 (12.9)	0.777 (19.7)	1.299 (33.0)	0.032 (0.8)	A	10	5.0	37.5	12.5
3.3	335	0.589 (15.0)	0.806 (20.5)	1.299 (33.0)	0.032 (0.8)	A	9	5.4	41.3	12.5
4.0	405	0.624 (15.8)	0.898 (22.8)	1.299 (33.0)	0.032 (0.8)	A	8	6.1	50.0	12.5
4.7	475	0.654 (16.6)	0.987 (25.1)	1.299 (33.0)	0.032 (0.8)	A	7	6.8	58.8	12.5
5.0	505	0.678 (17.2)	1.010 (25.7)	1.299 (33.0)	0.032 (0.8)	A	7	6.9	62.5	12.5
5.6	565	0.724 (18.4)	1.054 (26.8)	1.299 (33.0)	0.032 (0.8)	A	7	7.2	70.0	12.5
6.8	685	0.810 (20.6)	1.136 (28.9)	1.299 (33.0)	0.032 (0.8)	A	7	7.6	85.0	12.5
		0.625 (15.9)	0.959 (24.4)	1.810 (46.0)	0.040 (1.0)	B	10	6.4	51.0	7.5
8.2	825	0.698 (17.7)	1.028 (26.1)	1.810 (46.0)	0.040 (1.0)	A	8	7.5	61.5	7.5
10.0	106	0.782 (19.9)	1.110 (28.2)	1.810 (46.0)	0.040 (1.0)	A	7	8.6	75.0	7.5
12.0	126	0.869 (22.1)	1.193 (30.3)	1.810 (46.0)	0.040 (1.0)	A	7	9.0	90.0	7.5
15.0	156	0.924 (23.5)	1.365 (34.7)	1.810 (46.0)	0.040 (1.0)	A	7	9.6	112.5	7.5
		0.824 (20.9)	1.149 (29.2)	2.310 (58.7)	0.040 (1.0)	B	8	9.1	28.6	4.2
18.0	186	0.854 (21.7)	1.297 (32.9)	2.310 (58.7)	0.040 (1.0)	A	7	10.2	75.6	4.2
20.0	206	0.909 (23.1)	1.350 (34.3)	2.310 (58.7)	0.040 (1.0)	A	7	10.6	84.0	4.2
22.0	226	0.962 (24.4)	1.401 (35.6)	2.310 (58.7)	0.040 (1.0)	A	7	10.8	92.4	4.2

**WVDC = 400 vdc / WVAC = 250 vac (Voltage Code 40)**

Nominal Capacitance (μF)	Cap Code	Package Size (maximum)				Case Code	ESR (mΩ max @ 100 kHz & 25 °C)	I ripple (Arms max @ 100 KHz & 70 °C)	I peak (A)	dv / dt (V / μsec)
		T IN (mm)	H IN (mm)	L IN (mm)	d IN (mm)					
0.22	224	0.334 (8.5)	0.441 (11.2)	1.102 (28.0)	0.032 (0.8)	A	25	2.1	4.6	21.0
0.27	274	0.351 (8.9)	0.517 (13.1)	1.102 (28.0)	0.032 (0.8)	A	23	2.3	5.7	21.0
0.33	334	0.391 (9.9)	0.556 (14.1)	1.102 (28.0)	0.032 (0.8)	A	20	2.6	6.9	21.0
0.39	394	0.429 (10.9)	0.592 (15.0)	1.102 (28.0)	0.032 (0.8)	A	17	2.9	8.2	21.0
0.47	474	0.444 (11.3)	0.667 (16.9)	1.102 (28.0)	0.032 (0.8)	A	13	3.5	9.9	21.0
0.56	564	0.500 (12.7)	0.720 (18.3)	1.102 (28.0)	0.032 (0.8)	A	13	3.7	11.8	21.0
0.68	684	0.557 (14.1)	0.774 (19.7)	1.102 (28.0)	0.032 (0.8)	A	12	4.1	14.3	21.0
0.82	824	0.351 (8.9)	0.517 (13.1)	1.299 (33.0)	0.032 (0.8)	A	12	3.5	12.3	15.0
1.0	105	0.381 (9.7)	0.545 (13.8)	1.299 (33.0)	0.032 (0.8)	A	11	4.1	15.0	15.0
1.2	125	0.402 (10.2)	0.626 (15.9)	1.299 (33.0)	0.032 (0.8)	A	10	4.5	18.0	15.0
1.5	155	0.467 (11.9)	0.688 (17.5)	1.299 (33.0)	0.032 (0.8)	A	9	4.8	22.5	15.0
1.8	185	0.517 (13.1)	0.736 (18.7)	1.299 (33.0)	0.032 (0.8)	A	9	5.1	27.0	15.0
2.0	205	0.548 (13.9)	0.766 (19.5)	1.299 (33.0)	0.032 (0.8)	A	9	5.2	30.0	15.0
2.2	225	0.577 (14.7)	0.794 (20.2)	1.299 (33.0)	0.032 (0.8)	A	8	5.7	33.0	15.0
2.5	255	0.619 (15.7)	0.834 (21.2)	1.299 (33.0)	0.032 (0.8)	A	8	5.9	37.5	15.0
2.7	275	0.615 (15.6)	0.890 (22.6)	1.299 (33.0)	0.032 (0.8)	A	8	6.0	40.5	15.0
3.0	305	0.684 (17.4)	0.897 (22.8)	1.299 (33.0)	0.032 (0.8)	A	8	6.2	45.0	15.0
3.3	335	0.721 (18.3)	0.932 (23.7)	1.299 (33.0)	0.032 (0.8)	A	7	6.8	49.5	15.0
4.0	405	0.627 (15.9)	0.842 (21.4)	1.810 (46.0)	0.032 (0.8)	A	7	7.3	36.0	9.0
4.7	475	0.685 (17.4)	0.898 (22.8)	1.810 (46.0)	0.040 (1.0)	A	7	7.6	42.3	9.0
5.0	505	0.709 (18.0)	0.920 (23.4)	1.810 (46.0)	0.040 (1.0)	A	7	7.7	45.0	9.0
5.6	565	0.692 (17.6)	1.023 (26.0)	1.810 (46.0)	0.040 (1.0)	A	7	8.0	50.4	9.0
6.8	685	0.774 (19.7)	1.102 (28.0)	1.810 (46.0)	0.040 (1.0)	A	7	8.5	61.2	9.0
		0.645 (16.4)	0.978 (24.8)	2.310 (58.7)	0.040 (1.0)	B	7	8.6	34.0	5.0
8.2	825	0.863 (21.9)	1.187 (30.1)	1.810 (46.0)	0.040 (1.0)	A	7	9.0	73.8	9.0
		0.719 (18.3)	1.049 (26.6)	2.310 (58.7)	0.040 (1.0)	B	7	9.1	41.0	5.0
10.0	106	0.807 (20.5)	1.133 (28.8)	2.310 (58.7)	0.040 (1.0)	A	7	9.6	40.0	5.0
12.0	126	0.835 (21.2)	1.279 (32.5)	2.310 (58.7)	0.040 (1.0)	A	7	10.1	60.0	5.0
15.0	156	0.953 (24.2)	1.393 (35.4)	2.310 (58.7)	0.040 (1.0)	A	7	10.8	75.0	5.0
18.0	186	1.062 (27.0)	1.497 (38.0)	2.310 (58.7)	0.040 (1.0)	A	7	11.4	162.0	5.0
20.0	206	1.129 (28.7)	1.560 (39.6)	2.310 (58.7)	0.040 (1.0)	A	7	11.8	100.0	5.0

AFPT High-Current Capacitors for Power Electronics

**WVDC = 600 vdc / WVAC = 330 vac (Voltage Code 60)**

Nominal Capacitance (µF)	Cap Code	Package Size (maximum)				Case Code	ESR (mΩ max @ 100 kHz & 25 °C)	I ripple (Arms max @ 100 KHz & 70 °C)	I peak (A)	dv / dt (V / µsec)
		T IN (mm)	H IN (mm)	L IN (mm)	d IN (mm)					
0.22	224	0.334 (8.5)	0.441 (11.2)	1.102 (28.0)	0.032 (0.8)	A	25	2.1	6.2	28.0
0.27	274	0.351 (8.9)	0.517 (13.1)	1.102 (28.0)	0.032 (0.8)	A	23	2.3	7.6	28.0
0.33	334	0.391 (9.9)	0.556 (14.1)	1.102 (28.0)	0.032 (0.8)	A	20	2.6	9.2	28.0
0.39	394	0.429 (10.9)	0.592 (15.0)	1.102 (28.0)	0.032 (0.8)	A	17	2.9	10.9	28.0
0.47	474	0.444 (11.3)	0.667 (16.9)	1.102 (28.0)	0.032 (0.8)	A	13	3.5	13.2	28.0
0.56	564	0.500 (12.7)	0.720 (18.3)	1.102 (28.0)	0.032 (0.8)	A	13	3.7	15.7	28.0
		0.414 (10.5)	0.578 (14.7)	1.299 (33.0)	0.032 (0.8)	B	15	3.4	11.2	20.0
0.68	684	0.557 (14.1)	0.774 (19.7)	1.102 (28.0)	0.032 (0.8)	A	12	4.1	19.0	28.0
		0.430 (10.9)	0.652 (16.6)	1.299 (33.0)	0.032 (0.8)	B	12	4.0	13.6	20.0
0.82	824	0.488 (12.4)	0.708 (18.0)	1.299 (33.0)	0.032 (0.8)	A	11	4.4	16.4	20.0
1.0	105	0.545 (13.8)	0.763 (19.4)	1.299 (33.0)	0.032 (0.8)	A	10	4.9	20.0	20.0
1.2	125	0.602 (15.3)	0.818 (20.8)	1.299 (33.0)	0.032 (0.8)	A	9	5.5	24.0	20.0
1.5	155	0.620 (15.7)	0.953 (24.2)	1.299 (33.0)	0.032 (0.8)	A	8	6.2	30.0	20.0
1.8	185	0.689 (17.5)	1.020 (25.9)	1.299 (33.0)	0.032 (0.8)	A	7	7.0	36.0	20.0
2.0	205	0.611 (15.5)	0.826 (21.0)	1.810 (46.0)	0.032 (0.8)	A	10	6.0	26.0	13.0
2.2	225	0.613 (15.6)	0.888 (22.6)	1.810 (46.0)	0.040 (1.0)	A	9	6.5	28.6	13.0
2.5	255	0.659 (16.7)	0.932 (23.7)	1.810 (46.0)	0.040 (1.0)	A	8	7.2	32.5	13.0
2.7	275	0.658 (16.7)	0.990 (25.1)	1.810 (46.0)	0.040 (1.0)	A	8	7.3	35.1	13.0
3.0	305	0.700 (17.8)	1.030 (26.2)	1.810 (46.0)	0.040 (1.0)	A	7	8.1	39.0	13.0
3.3	335	0.739 (18.8)	1.068 (27.1)	1.810 (46.0)	0.040 (1.0)	A	7	8.3	42.9	13.0
		0.638 (16.2)	0.912 (23.2)	2.310 (58.7)	0.040 (1.0)	B	11	6.7	23.1	7.0
4.0	405	0.826 (21.0)	1.151 (29.2)	1.810 (46.0)	0.040 (1.0)	A	7	8.7	52.0	13.0
		0.681 (17.3)	1.013 (25.7)	2.310 (58.7)	0.040 (1.0)	B	9	7.8	28.0	7.0
4.7	475	0.748 (19.0)	1.076 (27.3)	2.310 (58.7)	0.040 (1.0)	A	9	8.1	32.9	7.0
5.0	505	0.775 (19.7)	1.102 (28.0)	2.310 (58.7)	0.040 (1.0)	A	8	8.8	35.0	7.0
5.6	565	0.827 (21.0)	1.152 (29.3)	2.310 (58.7)	0.040 (1.0)	A	8	9.1	39.2	7.0
6.8	685	0.863 (21.9)	1.306 (33.2)	2.310 (58.7)	0.040 (1.0)	A	7	10.3	47.6	7.0
8.2	825	0.964 (24.5)	1.403 (35.6)	2.310 (58.7)	0.040 (1.0)	A	7	10.8	57.4	7.0
10.0	106	1.083 (27.5)	1.517 (38.5)	2.310 (58.7)	0.040 (1.0)	A	7	11.5	70.0	7.0

**WVDC = 850 vdc / WVAC = 450 vac (Voltage Code 85)**

Nominal Capacitance (µF)	Cap Code	Package Size (maximum)				Case Code	ESR (mΩ max @ 100 kHz & 25 °C)	I ripple (Arms max @ 100 KHz & 70 °C)	I peak (A)	dv / dt (V / µsec)
		T IN (mm)	H IN (mm)	L IN (mm)	d IN (mm)					
0.15	154	0.308 (7.8)	0.475 (12.1)	1.299 (33.0)	0.032 (0.8)	A	38	1.6	4.5	30.0
0.18	184	0.351 (8.9)	0.517 (13.1)	1.299 (33.0)	0.032 (0.8)	A	32	1.9	5.4	30.0
0.22	224	0.391 (9.9)	0.555 (14.1)	1.299 (33.0)	0.032 (0.8)	A	26	2.2	6.6	30.0
0.27	274	0.436 (11.1)	0.599 (15.2)	1.299 (33.0)	0.032 (0.8)	A	21	2.6	8.1	30.0
0.33	334	0.465 (11.8)	0.687 (17.4)	1.299 (33.0)	0.032 (0.8)	A	17	3.0	9.9	30.0
0.39	394	0.510 (13.0)	0.730 (18.5)	1.299 (33.0)	0.032 (0.8)	A	15	3.3	11.7	30.0
0.47	474	0.565 (14.4)	0.782 (19.9)	1.299 (33.0)	0.032 (0.8)	A	12	3.9	14.1	30.0
0.56	564	0.591 (15.0)	0.867 (22.0)	1.299 (33.0)	0.032 (0.8)	A	11	4.3	16.8	30.0
0.68	684	0.660 (16.8)	0.932 (23.7)	1.299 (33.0)	0.032 (0.8)	A	9	5.1	20.4	30.0
0.82	824	0.702 (17.8)	1.033 (26.2)	1.299 (33.0)	0.032 (0.8)	A	8	5.7	24.6	30.0
1.0	105	0.787 (20.0)	1.114 (28.3)	1.299 (33.0)	0.032 (0.8)	A	8	6.1	30.0	30.0
		0.624 (15.8)	0.898 (22.8)	1.810 (46.0)	0.040 (1.0)	B	14	4.6	19.0	19.0
1.2	125	0.662 (16.8)	0.994 (25.2)	1.810 (46.0)	0.040 (1.0)	A	11	5.4	22.8	19.0
1.5	155	0.752 (19.1)	1.081 (27.5)	1.810 (46.0)	0.040 (1.0)	A	9	6.4	28.5	19.0
1.8	185	0.835 (21.2)	1.160 (29.5)	1.810 (46.0)	0.040 (1.0)	A	8	7.1	34.2	19.0
2.0	205	0.886 (22.5)	1.210 (30.7)	1.810 (46.0)	0.040 (1.0)	A	7	7.9	38.0	19.0
2.2	225	0.875 (22.2)	1.317 (33.5)	1.810 (46.0)	0.040 (1.0)	A	7	8.1	41.8	19.0
2.5	255	0.943 (24.0)	1.383 (35.1)	1.810 (46.0)	0.040 (1.0)	A	7	8.4	47.5	19.0
2.7	275	0.987 (25.1)	1.425 (36.2)	1.810 (46.0)	0.040 (1.0)	A	7	8.6	51.3	19.0
3.0	305	1.050 (26.7)	1.485 (37.7)	1.810 (46.0)	0.040 (1.0)	A	7	8.9	57.0	19.0
		0.862 (21.9)	1.305 (33.1)	2.310 (58.7)	0.040 (1.0)	B	9	7.8	30.0	10.0
3.3	335	1.110 (28.2)	1.542 (39.2)	1.810 (46.0)	0.040 (1.0)	A	7	9.1	62.7	19.0
		0.912 (23.2)	1.353 (34.4)	2.310 (58.7)	0.040 (1.0)	B	8	8.5	33.0	10.0
4.0	405	1.022 (26.0)	1.458 (37.0)	2.310 (58.7)	0.040 (1.0)	A	7	9.7	40.0	10.0
4.7	475	1.062 (27.0)	1.616 (41.0)	2.310 (58.7)	0.040 (1.0)	A	7	10.1	47.0	10.0
5.0	505	1.102 (28.0)	1.654 (42.0)	2.310 (58.7)	0.040 (1.0)	A	7	10.3	50.0	10.0